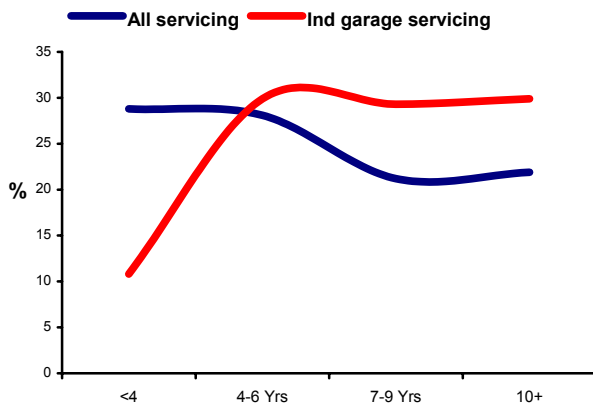


# Independent Garage

## Service, MOT & repair profile by age of car

**What work was carried out in last month (all who had work done)**  
By outlet type and age of car– January 2005-June 2006

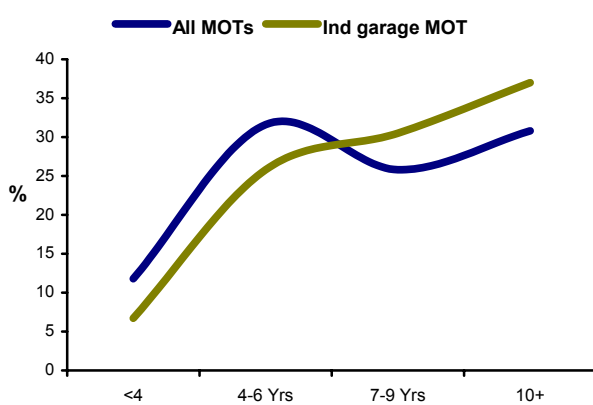
**Independent garage service profile**



### Service

The profile of independent garage service work by age of car shows that only 10.8% of the service work independent garages carry out is accounted for by cars <4-years. The remaining 89.2% of the service work that independent garages carry out is carried out on older cars with equal proportions accounted for by cars aged 4-6 years (29.9%), 7-9 years (29.3%) and 10+ years (29.9%). This suggests that independent garages may need to increase the proportion of work accounted for by younger cars if the age of the car parc continues to fall.

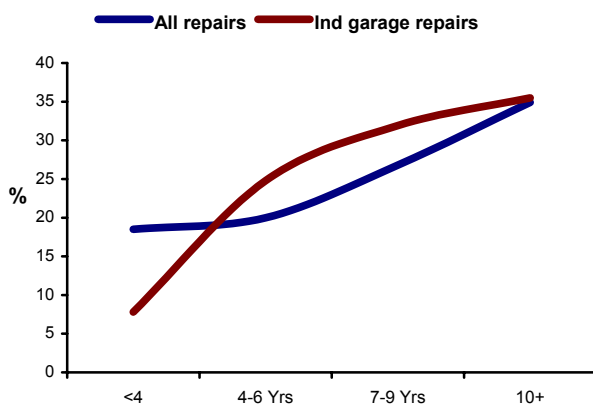
**Independent garage MOT profile**



### MOT

The profile of MOT work carried out by independent garages by age of car shows that a marginally smaller proportion of work is accounted for by cars <4 years compared with the overall average, and that a higher proportion of the MOTs that independent garages carry out is accounted for by cars aged 7+ years.

**Independent garage repair profile**



### Repairs

The profile of repair work carried out by independent garages by age of car shows that comparatively little repair work is accounted for by cars under 4 years old and that cars aged 4-6 years account for 24.8% of the repairs done by independent garages. The proportion of repair work carried out on older cars rises to 31.9% for cars aged 7-9 years, peaking at 35.5% for cars aged 10 years or more.